



Data Analysis: Most Commonly Charged Offenses by McKinney Police Department's School Resource Officers, Disaggregated by Student Race
January 2012 - June 2015

FACT SHEET

Most Common Offenses (2012-2015), All Racial Groups

Offense	2012	2013	2014	2015*	Total
DISORDERLY CONDUCT	53	46	40	25	164
DISRUPTION OF CLASS/TRANSPORTATION**	62	48	0	0	110
POSSESSION OF MARIJUANA	24	21	18	6	69
CIGARETTE/TOBACCO-MINOR POSSESSION	23	9	6	6	44

* Data through June 2015 only

** The offense "Disruption of Transportation" refers to when an individual intentionally interferes with the transportation of children to or from school (or a school-related activity). This section of the Texas Education Code was repealed in 2013 following the passage of Senate Bill 393.

Most Common Offenses by Student Race (2012-2015)

Offense	White/ European American	Hispanic/ Latino	Black/ African American
DISORDERLY CONDUCT	23%	24%	53%
DISRUPTION OF CLASS/TRANSPORTATION	24%	30%	46%
POSSESSION OF MARIJUANA	43%	32%	25%
CIGARETTE/TOBACCO-MINOR POSSESSION	68%	18%	14%
MCKINNEY STUDENT POPULATION*	53%	27%	13%

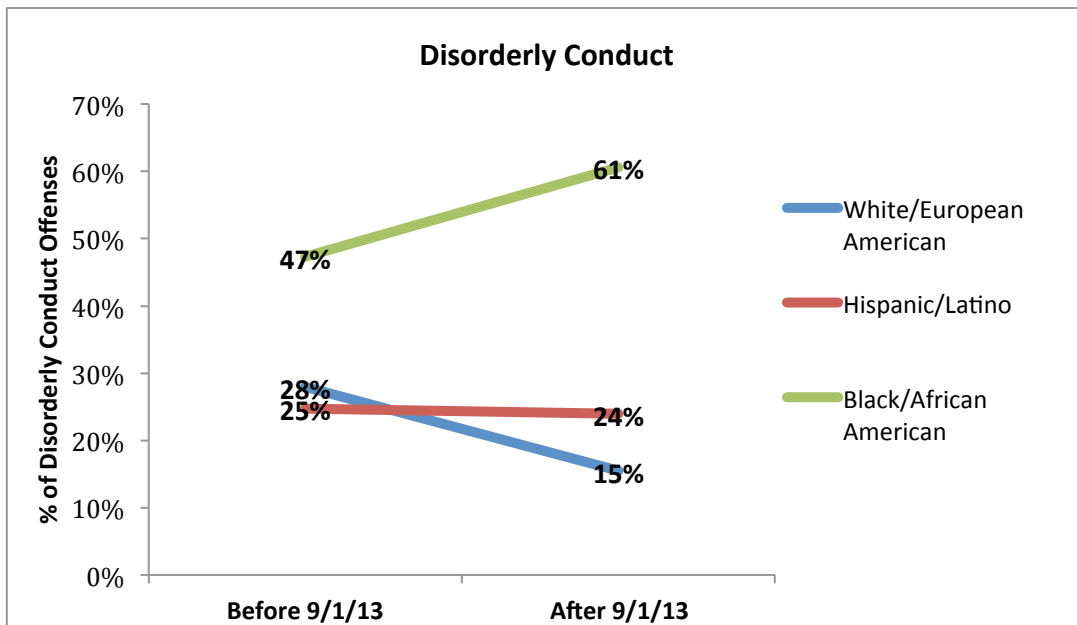
* McKinney student population percentages are averaged across the last three years of available data from the Texas Education Agency (2011-12, 2012-13, 2013-14). Source: The Texas Education Agency's "Snapshots" (School District Profiles)

Most Common Offenses by Student Race, Before and After Law Change (September 1, 2013)*

Offense	1/1/12-8/31/13	9/1/13-6/3/15	Total
DISORDERLY CONDUCT			
White/European American	26 (28%)	11 (15%)	37
Hispanic/Latino	23 (25%)	17 (24%)	40
Black/African American	44 (47%)	43 (61%)	87
DISRUPTION OF CLASS/TRANSPORTATION			
White/European American	25 (23%)	1 (100%)	26
Hispanic/Latino	33 (30%)	0	33
Black/African American	51 (47%)	0	51
POSSESSION OF MARIJUANA			
White/European American	17 (50%)	13 (37%)	30
Hispanic/Latino	11 (32%)	11 (31%)	22
Black/African American	6 (18%)	11 (31%)	17
CIGARETTE/TOBACCO-MINOR POSSESSION			
White/European American	20 (65%)	10 (77%)	30
Hispanic/Latino	6 (19%)	2 (15%)	8
Black/African American	5 (16%)	1 (8%)	6

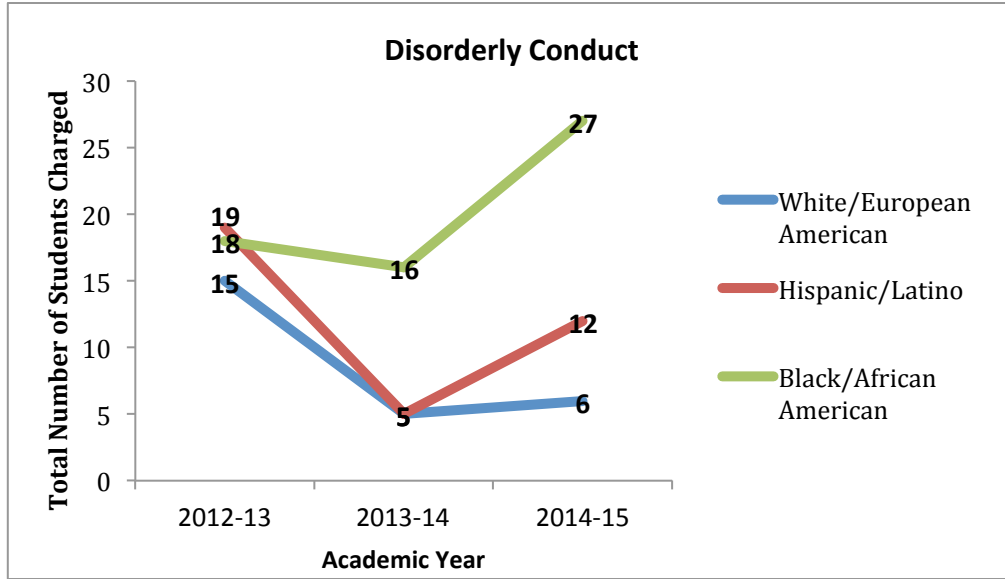
* Senate Bill 393, passed during the 2013 legislative session, eliminated the offenses “Disruption of Class” and “Disruption of Transportation,” creating a new process for charging students with Class C misdemeanors.

Percentage of Students Charged with “Disorderly Conduct” by Student Race, Before and After Law Change



Data obtained from the McKinney Police Department through open records requests

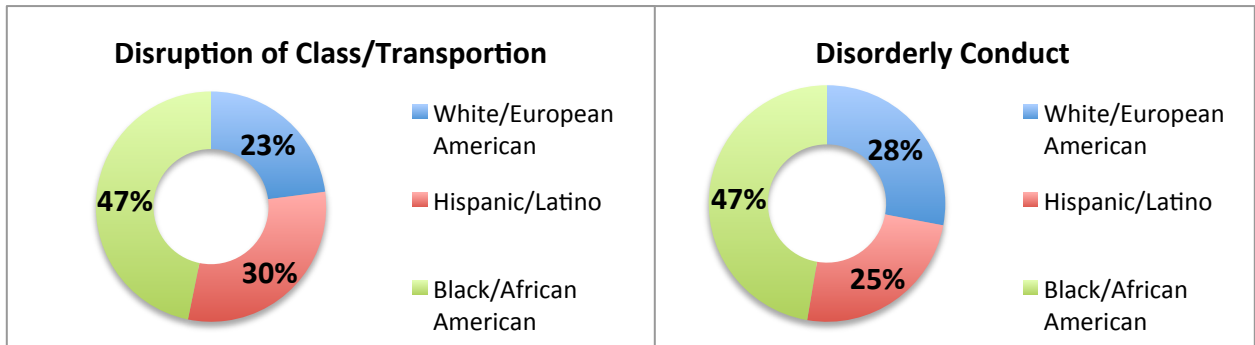
Number of Students Charged with “Disorderly Conduct” by Student Race and Academic Year



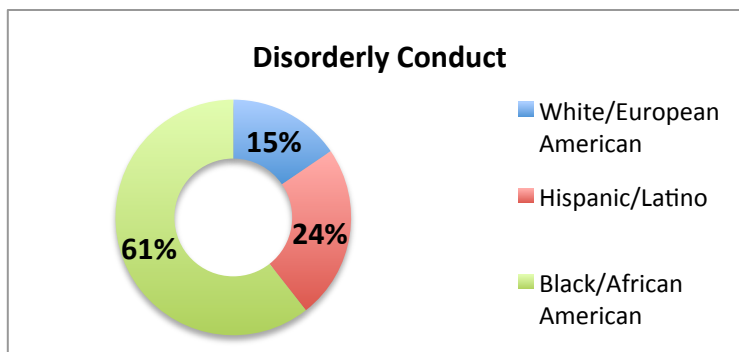
Note. The chart above shows the number of McKinney ISD students charged with “Disorderly Conduct” before SB 393 passed (2012-13), immediately after the law change (2013-14), and approximately one year later (2014-15). The increasing disparity between White and Black students is most apparent when viewed by academic year.

Percentage of Students Charged with “Disruption of Class/Transportation” vs. “Disorderly Conduct” by Race, Before and After Law Change

Before Law Change on September 1, 2013



After Law Change on September 1, 2013



Data obtained from the McKinney Police Department through open records requests